

Dealer stamp



You drive it. You define it.

Real style is a matter of being yourself on purpose. Like the all-new KONA. Distinctive and individual, its uniquely confident look sets it apart from every SUV in the class. Because we don't really see the fun in more of the same.

Features

The all-new KONA provides you with modern and innovative conveniences that makes life easier - like wireless charging for your phone, a rear-view camera and even a tyre pressure monitoring system for safety.



17" alloy wheel



18" alloy wheel*



Cascading grille and twin headlight design



LED rear lamps*



Roof rack**



Leather seats*



Keyless entry with start / stop button



8-way power seats with 2-way lumbar support*



Single zone full auto air condition*



Rear-view camera with dynamic parking guide



LED headlamps* with daytime running lights



Two-tone exterior mirrors with LED indicator**



Two-tone roof and rear spoiler**



60 : 40 rear folding seats



Digital information cluster



Wireless phone charging**



Parking distance warning - Front** & rear



Tyre pressure monitoring system

You rock it.

It's also the attention to detail that makes the all-new KONA so special. Discover an exceptional level of comfort with high quality materials throughout, for a sensuous and refined feel. No more boring dashboards! And no matter how you choose to explore what drives you, the all-new KONA provides you with the seamless connectivity you expect and innovative tech that makes life easier. Like an 7" touch screen display that makes everything easily accessible with Apple CarPlay™ and Android Auto™. Express yourself.

Apple CarPlay™ is a registered trademark of Apple Inc. Android Auto™ is a registered trademark of Google Inc.



7" touch screen display



Heads up display (HUD)*

Pictures are for illustration purposes only. Actual units may differ. Terms & conditions apply. *Only available on 2.0 Active & 1.6 Turbo variants.



You boost it.

As you like it; power, fun, and efficiency, KONA offers the choice between two highly efficient petrol powertrains. At the top, you have a turbocharged 1.6L T-GDi that delivers 177 PS that coupled with a 7-speed dual-clutch transmission (DCT). The DCT combines the fuel efficiency and driving fun of a manual transmission with the convenience of an automatic transmission. There is also a powerful 2.0L natural aspirated engine with 149 PS. It comes with a 6-speed automatic optimised for greater fuel-efficiency.

Gamma 1.6L T-GDi Petrol

177 Maximum power
PS/5,500rpm

265 Maximum torque
Nm/1,500-4,500rpm

7.7 Acceleration (0-100km/h)
Seconds



Nu 2.0 MPi Petrol

149 Maximum power
PS/6,200rpm

180 Maximum torque
Nm/4,000rpm

10 Acceleration (0-100km/h)
Seconds



7-speed dual-clutch transmission (DCT)**

Pictures are for illustration purposes only. Actual units may differ. Terms & conditions apply. **Only available on 1.6 Turbo variant.



Pictures are for illustration purposes only. Actual units may differ. Terms & conditions apply.


Safety

The all-new KONA benefits from superior rigidity through the use of advanced high strength steel and high impact energy absorption that protects passengers in the event of a collision. The structure of the cabin is designed to disperse energy in the event of a collision, therefore reducing impact to occupants.



Hyundai SmartSense™


Hyundai's cutting-edge driver assistance system, built to provide you with more safety and peace of mind. From braking to avoid collisions, to detecting vehicles in your blind spot, SmartSense systems constantly monitor your environment to protect you from potential hazards while driving.



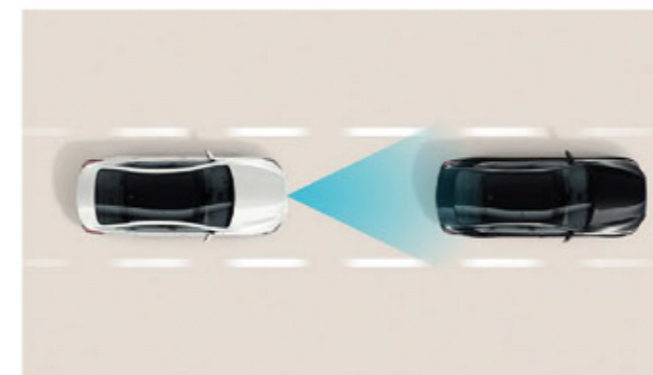
Blind-Spot Collision Warning (BCW)*
Using 2 radar sensors in the lower rear bumper, the system visually warns you of traffic in the blind spot area. Should you set the turn indicator in such a situation, the Lane Change Assist will sound an acoustic alert.



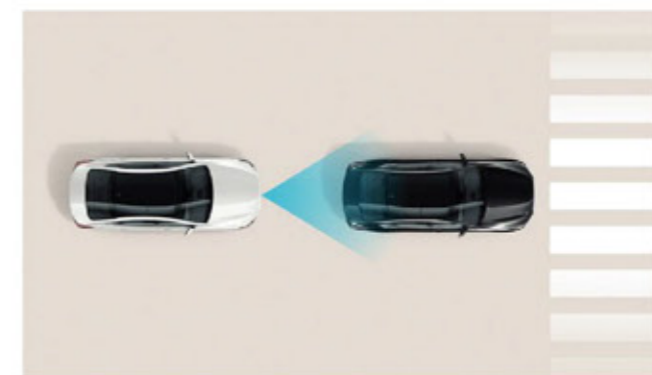
Rear Cross-Traffic Collision Warning (RCCW)*
When reversing out of a narrow parking space, the Rear-Cross Traffic Collision Warning reduces the risk of a collision. Using 2 radar sensors at the rear, it warns you in case of any approaching cross traffic.



Lane Keeping Assist (LKA)**
A steering assist function that detects lane markings to monitor the vehicle's position in the lane. Should the vehicle stray from the intended lane without activating the indicator, an audible and visual warning will be sounded and when required, will provide steering intervention to keep the vehicle in the centre of the lane.



Smart Cruise Control (SCC)**
While traveling at a set speed, it uses radars to maintain a safe distance from the car ahead.

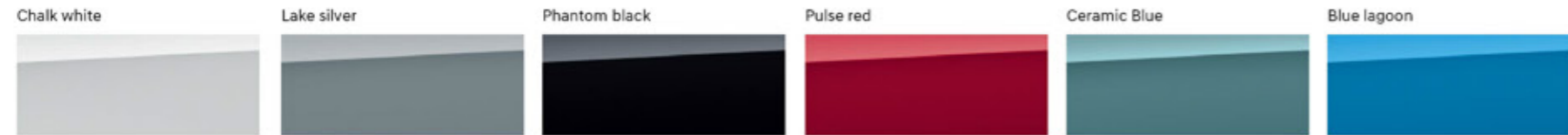


Forward Collision Warning (FCW) & Avoidance Assist (FCA)****
When the car ahead is too close, the system utilises front radar sensors and windshield mounted camera to detect the proximity. It can also pick up pedestrians that are travelling in front and will automatically apply the vehicle's brakes in the case of a potential collision.



Driver Attention Warning (DAW)**
A driver protection feature which helps monitor driving patterns in order to detect reckless or fatigued driving and prevent potential accidents. The system analyses various vehicle signals such as steering angle, steering torque, vehicle's positioning in the lane and driving time. If the system detects inattentive driving patterns, an audible sound and message on the display panel will bring this to the driver's attention.


Exterior colour



Interior colour


2.0

Grey stitching with black seatbelts




2.0 Active

Red stitching with red seatbelts



1.6 Turbo

Lime stitching with lime seatbelts




2.0

Grey stitching with black seatbelts



1.6 Turbo

Red stitching with red seatbelts



2.0 Active

Lime stitching with lime seatbelts



1.6 Turbo

Grey stitching with black seatbelts



Dimensions



Wheel tread* 1,559
Overall width 2,052
(including door mirrors)



Wheel base 2,600
Overall length 4,165

Overall height 1,550



Wheel tread* 1,568
Overall width 1,800
(excluding door mirrors)

Unit : mm

*Wheel tread : 16" (front / rear) - 1,575 / 1,584
*Wheel tread : 17" (front / rear) - 1,563 / 1,572

Pictures are for illustration purposes only. Actual units may differ. Terms & conditions apply.

Specifications

| Type | 2.0 | 2.0 Active | 1.6 Turbo |
|---|---|-----------------|---------------------|
| Drive Train | | | |
| Engine | Nu 2.0 Atkinson | Nu 2.0 Atkinson | Gamma 1.6 T-GDi |
| Acceleration (0-100km/h) | 10s | | 7.7s |
| Displacement (cc) | 1,999 cc | | 1,591 cc |
| Bore x Stroke (mm) | 81 x 97 | | 77.0 x 85.44 |
| Compression Ratio | 12.5 : 1 | | 10 : 1 |
| Max Power (PS/rpm) | 149/6,200 | | 177/5,500 |
| Max Torque (Nm/rpm) | 180/4,000 | | 265/1,500 - 4,500 |
| Transmission | 6-Speed Automatic | | 7-Speed Dual Clutch |
| Drive System | 2-Wheel Drive | | 2-Wheel Drive |
| Drive Mode | 3 (Comfort, Eco, Sport) | | |
| Suspension | | | |
| Front | MacPherson Strut | | |
| Rear | Coupled Torsion Beam Axle | | |
| Brakes | | | |
| Front Brake Type | Ventilated Disc 15" | | Ventilated Disc 16" |
| Rear Brake Type | Solid Disc 14" | | Solid Disc 15" |
| Wheels & Tyres | | | |
| Wheels | Alloy 17" | Alloy 18" | |
| Tyres | 215/55 R17 | 235/45 R18 | |
| Safety & Security | | | |
| Airbag | 6 (Driver, Front Passenger & Side) | | |
| ABS, ESC, VSM, EBD, TCS | Equipped | | |
| Hill-Start Assist Control (HAC) | Equipped | | |
| Down Hill Brake Control (DBC) | Equipped | | |
| ISOFIX | 2 (Rear Passenger) | | |
| Parking Assist System | Rear only | Front & Rear | |
| Hyundai SmartSense | | | |
| Blind-Spot Collision Warning (BCW) | - | Equipped | |
| Rear Cross-Traffic Collision Warning (RCCW) | - | Equipped | |
| Lane Keeping Assist (LKA) | - | Equipped | |
| Smart Cruise Control (SCC) | - | Equipped | |
| Forward Collision Warning (FCW) | - | Equipped | |
| Forward Collision Avoidance Assist (FCA) | - | Equipped | |
| Driver Attention Warning (DAW) | - | Equipped | |
| Audio | | | |
| Audio System & Connectivity | 7" Touchscreen with MP3 playback, AUX-in, USB, Bluetooth, Apple CarPlay™, Android Auto™ & Voice Recognition | | |
| Speakers | 6 Speakers | | |
| Steering Wheel Audio Control | Equipped | | |

| Type | 2.0 | 2.0 Active | 1.6 Turbo |
|--|---|---|---------------------------------|
| Exterior | | | |
| Headlamps | Projection Beam (Halogen) | Bi Function Projection Beam (LED) with Static Bending Light | |
| Foglamps | Rear only | Front & Rear | |
| Tail Lamps | Bulb Combination | LED Combination | |
| LED Daytime Running Light | Equipped | | |
| Outside Mirror Electric Control & Auto Folding | Equipped | | |
| Roof Rack | - | Equipped | |
| Two-Tone Body Color | - | Equipped | |
| Interior | | | |
| Rear Seat Folding System | 60 : 40 split back folding | | |
| Seats Materials | Fabric | Leather & Cloth Combi* | Full Leather |
| Seats Adjustment | Manual (driver & front passenger) | 8-way power seats with 2-way lumbar support & Manual adjustment for front passenger | |
| Power Window | 4 Windows, Driver's Side Auto Up and Down with Anti-Pinch | | |
| Boot Space (litre) | 361 (VDA) | | |
| Supervision Cluster | Supervision with 3.5 inch TFT LCD | Supervision with 4.2 inch TFT LCD | |
| Air Conditioning System | Single Zone Manual Control | Single Zone Full Automatic Climate Control | |
| Inside Rear View Mirror | Day & Night | | Electronic Chromic Mirror (ECM) |
| Comfort & Convenience | | | |
| Smart Key with Push Start Button | Equipped | | |
| Auto Light Control | Equipped | | |
| Tyres Pressure Monitoring System | Equipped | | |
| Cup Holders | 2 Front, 2 Rear | | |
| USB Ports | 2 (1 x for Charging ; 1 x for Connectivity) | | |
| Rear-View Camera | Equipped with dynamic parking guide | | |
| Navigation | Waze/Google Map (Apple CarPlay™/Android Auto™) | | |
| Heads Up Display (HUD) | - | Equipped (Combiner Type) | |
| Auto Wipers | - | Equipped | |
| Wireless Charging System | - | Equipped | |
| Cruise Control | Equipped | Smart Cruise Control (SCC) | |
| Idle Stop & Go | - | Equipped | |
| High Beam Assist (HBA) | - | Equipped | |

Pictures are for illustration purposes only. Actual units may differ. Terms & conditions apply. *Except for black is full leather.